

If an Armadillo Went to a Restaurant

BY ELLEN FISCHER * ILLUSTRATED BY LAURA WOOD

Slurp, munch, crunch! Little hands will be turning the page to find out what animals really enjoy as meals! Would an armadillo order spaghetti with meatballs if she went to a restaurant? No way! Follow an array of animals through an assortment of meal-times in this charming picture book.



ABOUT THE AUTHOR



Ellen Fischer grew up in St. Louis, Missouri, but has been a North Carolina Tar Heel for over thirty years. Professionally, she always knew she wanted to work with children, and so became a teacher and children's author. She found teaching challenging but fun, and that remains true when writing for children. "Seeing an idea come to life as a story is exciting, and making readers laugh and smile—better!" She has taught elementary age children for over twenty years and is the mother of three.


ABOUT THE ILLUSTRATOR



Laura Wood is an independent illustrator living between Australia and the United Kingdom. She grew up in the north of Italy devouring books, drawing on the kitchen walls of her parents' house and imagining animals could talk to her and become her friends. Now Wood spends her days creating visual worlds for written thoughts and truly enjoys every minute of it. When she is not busy making pictures, she drinks tea, watches movies, and spends time with the people she loves.



EDUCATOR'S ACTIVITY GUIDE



Read It!

ABOUT THE BOOK

What would a sea turtle eat at a buffet? Or what would a rattlesnake get at a cafeteria? Through a series of fun questions and answers, readers learn about animals, where they live, and what they eat.

BEFORE YOU READ

- › Examine the title of the book. Also look at the picture of the armadillo on the cover. Ask students to guess what the book may be about.
- › What do students already know about armadillos? List answers on the board.
- › Tell students that armadillos have long claws for digging. Ask: What do you think armadillos eat?
- › Read the glossary words and their definitions. Ask students to look for the words as they read.



GLOSSARY

burrowed (BUR-ohd) to have dug a hole or tunnel

debatable (di-BATE-uh-buhl) open to question or discussion

grassland (GRASS-land) a large and open area of land filled with grass

improbable (im-PROB-uh-buhl) not likely to happen


lagoon (luh-GOON) a shallow pool of seawater that is separated from the ocean by a strip of land

nectar (NEK-tur) a sweet liquid made by flowers that insects and birds eat

rodents (ROHD-uhnts) small mammals with large front teeth used to gnaw on things

savanna (su-VAN-uh) a large, grassy area with few trees that is found in tropical areas

EDUCATOR'S ACTIVITY GUIDE



Know It!

DISCUSS THE BOOK

- › **Take a look at the illustrations** on *pages 18–19* showing the hedgehog. Ask: What details in the pictures tell you if this part of the story is real or made-up? Next look at the illustrations on *pages 20–21*. Discuss the details in the pictures. Do they fit the text on the page?
- › **Pick two animals** from the story to compare and contrast. How are their experiences similar? How are they different? Discuss specific details from each animal's spreads.
- › **Read the text** on *pages 10–11*. Ask: What words are used that show emotion? List on a board and discuss the different answers as a group.

WRITE ABOUT IT


- › **Write a Book Review!** Ask students to pretend they are book reviewers. They should write a summary of *If an Armadillo Went to a Restaurant*. After the summary, students must write what central lesson they learned from the book. Also include any opinions students have about the book.
- › **And Then ... What Happened Next?** Imagine one of the made-up animal scenes continued. Ask students to write a few paragraphs describing what the animal did next. They should include specific details that describe actions, thoughts, and an order of events. Students can also create illustrations to go with their stories.

MAP IT OUT

- › **Fact or Fiction?:** Fill out the chart on *page 6* for each animal. Decide which details from the book are fiction, meaning not real, and which details are fact. Then think of something else you would like to know about each animal. Write a question for each animal in the third column.
- › **Story Structure:** Divide a piece of paper into three sections. Label the sections: **Beginning**, **Middle**, and **End**. Ask students to describe what happens at the beginning, middle, and end of the book. Ask: What happens at the beginning to introduce the story? What happens at the end to conclude the story?



EDUCATOR'S ACTIVITY GUIDE



Try It!

FUN ACTIVITIES

› **Animal Portrait:** Tell students to pick an animal from the book. They should draw the animal on a piece of paper. Ask them to write details about the animal they learned from the book around their drawing. Then ask students to research the animal more using a nonfiction book or the Internet. They should finish their portrait by adding four more details about the animal.


› **Act It Out!** Make a scene from a spread in the book. Ask student groups to write a script, adding dialogue for the animals included. For fun, create interesting props and set pieces. Add costumes too. Then perform the scenes in front of the class.

CONNECT


› **Read a poem from the book** *What's for Dinner? Quirky, Squirmy Poems from the Animal World* by Katherine B. Hauth. Ask students

to pick an animal from the book. Have them compare the animal's description with an animal from *If an Armadillo Went to a Restaurant*. How are the descriptions similar? How are they different?

› **Visit a zoo during feeding time.** Ask students to record as many foods fed to each animal as they can. Tell students to circle the foods that most surprised them. Share their findings as a group.



EDUCATOR'S ACTIVITY GUIDE



EXPLORE MORE

Visit the following Web sites to learn more about animals and what they eat:

› **NOAA Fisheries, Sea Turtles**

<http://www.nmfs.noaa.gov/pr/education/turtles.htm>

Read about different kinds of sea turtles, including the foods they eat, on this site.

› **PBS Learning Media, What Do Animals Eat?**

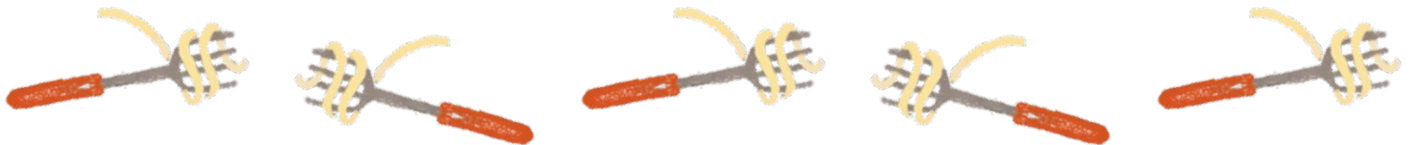
<http://www.pbslearningmedia.org/resource/tdc02.sci.life.colt.eat/what-do-animals-eat/>

Watch a video to learn about the diets of different animals.

› **San Diego Zoo, Meet the Animals**

<http://kids.sandiegozoo.org/animals>

Learn about many kinds of animals—from giraffes to alligators to butterflies—on this site.



COMMON CORE STATE STANDARDS

The activities and discussion questions in this guide support the following Common Core State Standards.

CCSS.ELA-LITERACY.RL.1.4 Identify words and phrases in stories or poems that suggest feelings or appeal to the senses.

CCSS.ELA-LITERACY.RL.1.7 Use illustrations and details in a story to describe its characters, setting, or events.

CCSS.ELA-LITERACY.RL.1.9 Compare and contrast the adventures and experiences of characters in stories.

CCSS.ELA-LITERACY.RL.2.2 Recount stories, including fables and folktales from diverse cultures, and determine their central message, lesson, or moral.

CCSS.ELA-LITERACY.W.2.3 Write narratives in which they recount a well-elaborated event or short sequence of events, include details to describe actions, thoughts, and feelings, use temporal words to signal event order, and provide a sense of closure.

CCSS.ELA-LITERACY.RL.2.5 Describe the overall structure of a story, including describing how the beginning introduces the story and the ending concludes the action.

If an
ARMADILLO
 Went to a
RESTAURANT

Fact or Fiction?

What is fact and what is fiction? Fill out the chart below as you read the book.

ANIMAL	FACT	FICTION	I WOULD LIKE TO KNOW ...
Armadillo			
Sea Turtle			
Rattlesnake			
Butterfly			
Wallaby			
Hedgehog			
Ostrich			
Giraffe			

If an
ARMADILLO

Went to a
RESTAURANT

Animal Snacks Word Find

Can you find all of these words? Look across and up and down.

- | | | | |
|----------|-----------|---------|--------|
| ANTS | CRABS | LEAVES | SNAILS |
| APRICOTS | GRASSES | LIZARDS | WASPS |
| BEEES | JELLYFISH | RODENTS | WORMS |

O	Z	Q	K	M	T	D	C	L	J	A	I
H	A	A	P	R	I	C	O	T	S	P	W
V	E	S	N	A	I	L	S	J	E	L	W
J	E	L	L	Y	F	I	S	H	S	I	A
B	E	E	S	F	R	O	D	E	N	T	S
C	Q	V	V	W	O	R	M	S	D	D	P
R	U	A	C	V	Z	E	V	A	N	T	S
A	Y	L	E	A	V	E	S	N	M	J	U
B	H	U	G	R	A	S	S	E	S	D	W
S	Q	L	M	U	L	I	Z	A	R	D	S

If an
ARMADILLO
Went to a
RESTAURANT

Use Your Imagination!

Create a fun poem with words that start with the letter and describe each animal. This is called an acrostic poem.

A _____

R _____

M _____

A _____

D _____

I _____

L *umpy* _____

L _____

O _____

G _____

I _____

R _____

A _____

F _____

F _____

E *normous* _____

B _____

U _____

T *hirsty* _____

T _____

E _____

R _____

F _____

L _____

Y _____

O *dd* _____

S _____

T _____

R _____

I _____

C _____

H _____

If an
ARMADILLO
 Went to a
RESTAURANT

Animal Snacks Word Find (answer key)

Can you find all of these words? Look across and up and down.

ANTS	CRABS	LEAVES	SNAILS
APRICOTS	GRASSES	LIZARDS	WASPS
BEEES	JELLYFISH	RODENTS	WORMS

O	Z	Q	K	M	T	D	C	L	J	A	I
H	A	A	P	R	I	C	O	T	S	P	W
V	E	S	N	A	I	L	S	J	E	L	W
J	E	L	L	Y	F	I	S	H	S	I	A
B	E	E	S	F	R	O	D	E	N	T	S
C	Q	V	V	W	O	R	M	S	D	D	P
R	U	A	C	V	Z	E	V	A	N	T	S
A	Y	L	E	A	V	E	S	N	M	J	U
B	H	U	G	R	A	S	S	E	S	D	W
S	Q	L	M	U	L	I	Z	A	R	D	S